Zacks Small-Cap Research

August 13, 2013
Grant Zeng, CFA
312-265-9466
gzeng@zacks.com

scr.zacks.com
111 North Canal Street, Chicago, IL 60606

Tekmira Pharmaceuticals (TKMR-NASDAQ)

TKMR: On track to advance TKM-PLK1 and TKM-Ebola, Strong balance sheet--Outperform

Current Recommendation	**Outperform**
Prior Recommendation	N/A
Date of Last Change	03/11/2013
Current Price (08/12/13)	$5.63
Twelve- Month Target Price	**$12.00**

OUTLOOK

Tekmira is a development stage biotech company. We are optimistic about the great potential of the Company's LNP delivery technology, which enables the systemic delivery of RNAi drug candidates. Tekmira has built a diversified pipeline which targets multiple indications including cancer and infection. Lead drug candidate TKM-PLK1 is in Phase II clinical trials. Government sponsored TKM-Ebola is under accelerated "Animal Rule" development. Partnerships should build shareholder value in a rapid and cost-effective way.

We continue to rate the Company's shares Outperform.

SUMMARY DATA

52-Week High	**$5.91**
52-Week Low	**$3.22**
One-Year Return (%)	**48.55**
Beta	**0.15**
Average Daily Volume (sh)	**101,214**
Shares Outstanding (mil)	**14**
Market Capitalization ($mil)	**$81**
Short Interest Ratio (days)	**0.14**
Institutional Ownership (%)	**20**
Insider Ownership (%)	**6**
Annual Cash Dividend	**$0.00**
Dividend Yield (%)	**0.00**
5-Yr. Historical Growth Rates	
Sales (%)	**9.6**
Earnings Per Share (%)	**N/A**
Dividend (%)	**N/A**
P/E using TTM EPS	**N/A**
P/E using 2013 Estimate	**N/A**
P/E using 2014 Estimate	**N/A**
Zacks Rank	**N/A**

Risk Level	**Average,**
Type of Stock	**Small-Growth**
Industry	**Med-Biomed/Gene**
Zacks Rank in Industry	**N/A**

ZACKS ESTIMATES

Revenue
(in millions of $)

	Q1 (Mar)	Q2 (Jun)	Q3 (Sep)	Q4 (Dec)	Year (Dec)
2011	4.3 A	4.4 A	4.2 A	3.7 A	16.6 A
2012	3.6 A	3.6 A	3.0 A	3.9 A	14.1 E
2013	2.2 A	2.9 A	7.5 E	7.5 E	20.1 E
2014					17.5 E

Earnings per Share
(EPS is operating earnings before non recurring items)

	Q1 (Mar)	Q2 (Jun)	Q3 (Sep)	Q4 (Dec)	Year (Dec)
2011	-$0.30 A	-$0.34 A	-$0.14 A	-$0.17 A	-$0.92 A
2012	-$0.20 A	-$0.18 A	-$0.12 A	-$0.36 A	-$0.89 A
2013	-$0.18 A	-$0.22 A	-$0.03 E	-$0.13 E	-$0.55 E
2014					-$0.92 E

Zacks Projected EPS Growth Rate - Next 5 Years % **N/A**

© Copyright 2013, Zacks Investment Research. All Rights Reserved.

WHAT'S NEW

Tekmira Exits Second Quarter 2013 With Strong Balance Sheet

On Aug. 12, 2013, Tekmira Pharmaceuticals Corporation (TKMR) announced its financial and operating results for the second quarter ended June 30, 2013 and provided a corporate update.

Revenue was $2.9 million for second quarter of 2013 as compared to $3.6 million for the second quarter of 2012.

Under a DoD contract to develop TKM-Ebola, Tekmira is being reimbursed for costs incurred, including an allocation of overheads, and is being paid an incentive fee. For this contract, Tekmira recorded $2.5 million in revenue in the second quarter of 2013 and $2.5 million in second quarter of 2012.

In the second quarter of 2012, Tekmira earned a $1.0 million milestone from Alnylam following initiation of their ALN-TTR02 Phase II human clinical trial. ALN-TTR02 is enabled by Tekmira's LNP delivery technology.

Research, development, collaborations and contracts expenses were $5.1 million in the second quarter of 2013 as compared to $3.6 million in the second quarter of 2012.

TKM-PLK1 clinical trial expenses have increased in the second quarter of 2013, as compared to the second quarter of 2012, as patient enrolment has accelerated. R&D salary expense has also increased as Tekmira has hired staff in a number of areas supporting development of Tekmira's product candidates.

General and administrative expenses were $0.9 million in the second quarter of 2013 as compared to $2.4 million in the second quarter of 2012. Second quarter of 2012 general and administrative expenses were higher as they included legal fees incurred in respect of a lawsuit against Alnylam Pharmaceuticals, Inc. and AlCana Technologies, Inc. that was settled in November 2012.

Net loss for the second quarter was $3.1 million ($0.22 per common share) as compared to a net loss of $1.9 million ($0.14 per common share) for the second quarter of 2012.

Tekmira exited second quarter of 2013 with a strong balance sheet. As of June 30, 2013, the Company had cash and cash equivalents of $41 million. Tekmira expects to have an aggregate balance of cash and cash equivalents and short-term investments to be in the range of $30.0 to $35.0 million at the end of 2013. According to our long term model, current funds on hand, plus expected income, including payments from current licensees, collaborative partners and the DoD will be sufficient to last until mid-2015.

Tekmira Initiates TKM-PLK1 Phase I/II Clinical Trial

On Aug. 12, 2013, Tekmira announced that it has initiated a **Phase I/II** clinical trial with TKM-PLK1, its lead RNAi oncology therapeutic for the treatment of solid tumors.

Based on the encouraging results from **previous Phase I clinical trial**, Tekmira is initiating a Phase I/II clinical trial with TKM-PLK1, which will enroll patients with either advanced Gastrointestinal Neuroendocrine Tumors (**GI-NET**) or Adrenocortical Carcinoma (**ACC)**. By focusing on these indications, where drug activity in the Phase I trial was observed, Tekmira aims to collect additional data on the efficacy of TKM-PLK1 to guide future development and regulatory strategy for this promising agent.

Results from this trial are expected to be completed by mid-2014. If supported by the data, Tekmira will commence a pivotal trial in GI-NET in 2014. In addition, the company anticipates initiating a separate

Phase I/II clinical trial with TKM-PLK1, which will enroll patients with Hepatocellular Carcinoma (**HCC**) in the first half of 2014.

The GI-NET and ACC Phase I/II clinical trial will be a multi-center, single arm, open label study designed to measure efficacy using RECIST and tumor biomarkers for GI-NET patients, as well as to evaluate the safety, tolerability and pharmacokinetics of TKM-PLK1. TKM-PLK1 will be administered weekly with each four-week cycle consisting of three once-weekly doses followed by a rest week. It is expected that approximately 20 patients with advanced GI-NET or ACC tumors will be enrolled in this trial, with a minimum of 10 GI-NET patients to be enrolled.

Tekmira will also initiate another **Phase I/II** clinical trial with TKM-PLK1, enrolling patients with Hepatocellular Carcinoma (**HCC)** in the first half of 2014. This clinical trial will be a multi-center, open label, non-randomized, dose escalation study designed to evaluate the safety, tolerability and pharmacokinetics of TKM-PLK1 as well as determine the maximum tolerated dose in HCC patients and measure the anti-tumor activity of TKM-PLK1 in HCC patients.

Neuroendocrine tumors (NETs) arise from a variety of anatomic sites and share the capacity for production of hormones and vasoactive peptides. Because of their perceived rarity, NETs have not historically been a focus of rigorous clinical research. However, the diagnosed incidence of NETs has been increasing, and the estimated prevalence in the United States exceeds 100,000 individuals. According to the Carcinoid Cancer Foundation, it is estimated that more than 12,000 new cases of carcinoid/NETs are diagnosed each year, and at least 115,000 people are living with carcinoid/NETs in the United States. Metastatic gastrointestinal carcinoid (neuroendocrine) tumors often have a poor prognosis and may have an aggressive clinical course.

Currently, treatment options for patients with neuroendocrine tumors are limited. Tekmira's TKM-PLK1 has the potential to become a standard of care for NET patients if successful.

Tekmira's LNP Technology Enables Alnylam's Positive Phase II ALN-TTR02 Data

On June 30, 2013, Alnylam Pharmaceuticals (ALNY) announced positive clinical results from its Phase II trial of ALN-TTR02, an RNAi therapeutic targeting the transthyretin (TTR) gene for the treatment of TTR-mediated amyloidosis (ATTR). The data were presented at the 2013 Biennial Meeting of the Peripheral Nerve Society, held June 29 – July 3 in St. Malo, France.

The Phase II trial with ALN-TTR02 is an open-label, multi-center, multi-dose, dose-escalation trial to evaluate the safety and tolerability of two doses of ALN-TTR02 and to demonstrate clinical activity based on serial measurement of circulating serum levels of wild-type and mutant TTR. The study was designed to treat up to 30 ATTR polyneuropathy patients with ALN-TTR02 administered at doses of 0.01 to 0.30 mg/kg, using either a **once-every-four-week** or **once-every-three-week** dosing regimen. To date, 25 patients in eight cohorts have been dosed in the study, and all patients for the final cohort have been scheduled for dosing. The international study is being conducted at 10 sites in Portugal, France, Sweden, Germany, Spain, Brazil, and the U.S.

ALN-TTR02 Phase II Study

Study Design

- Open-label, multi-dose, dose escalation study in FAP patients
  - » Cohorts of 3 subjects each
  - » Cohorts 1-3: 0.01, 0.05, 0.15 q4w x 2 doses
  - » Cohort 4-5: 0.30 mg/kg q4w x 2 doses
  - » Cohort 6-9: 0.30 mg/kg q3w x 2 doses
  - » Pre-medication regimen
    - – Cohorts 1-6: Standard pre-medication regimen
    - – Cohorts 7-9: Simplified/reduced pre-medication regimen

Primary Objective

- Evaluate safety and tolerability of multiple doses of ALN-TTR02

Secondary Objectives

- Assess preliminary clinical activity
  - » Serum TTR, retinol binding protein (RBP), Vitamin A levels

Status

- Cohorts 1-6 completed/data analyzed
- Cohorts 7 and 8 patients dosed
- Cohort 9 patients scheduled

Data from the first 19 patients enrolled and analyzed in this study showed that multiple doses of ALN-TTR02 resulted in rapid, dose-dependent, and durable knockdown of serum TTR levels. As compared with the lowest dose group of 0.01 mg/kg, there was a statistically significant knockdown of serum TTR at doses of 0.15 mg/kg ($p<0.01$) and 0.30 mg/kg ($p<0.001$). At 0.30 mg/kg administered once every four weeks, mean TTR knockdown at nadir of 82.6% and 84.8% was observed following the first and second doses, respectively, and maximum TTR knockdown was up to 90.8%. At 0.30 mg/kg administered once every three weeks, mean TTR knockdown at nadir of 83.1% and 87.4% was observed following the first and second doses, respectively, and maximum TTR knockdown was up to 92.8%.

Summary of Serum TTR Knockdown by Dose Group

Dose Group (mg/kg)	Dose 1		Dose 2	
	Maximum TTR KD (%)	TTR KD @ Nadir (Mean % ±SD)	Maximum TTR KD (%)	TTR KD @ Nadir (Mean % ±SD)
0.01 q4w (n=4⁺)	37.8	20.1 ± 13.2	34.4	32.9 ± 2.3
0.05 q4w (n=3)	58.0	48.4 ± 16.2	58.5	46.9 ± 15
0.15 q4w (n=3)	81.7	74.5 ± 6.8***	86.0	77 ± 7.8**
0.30 q4w (n=6^)	87.5	82.6 ± 5.9***	90.8	84.8 ± 10.5***
0.30 q3w (n=3)	83.8	83.1 ± 1.1***	92.8	87.4 ± 5.9***

⁺ Includes first dose data from additional patient prior to protocol amendment
^ Excludes post-day 28 data from patient that experienced drug extravasation during second infusion
**p < 0.01 vs. 0.01 mg/kg group; p values from ANCOVA models including baseline TTR as covariate and dose group as factor
*** p < 0.001 *vs.* 0.01 mg/kg group

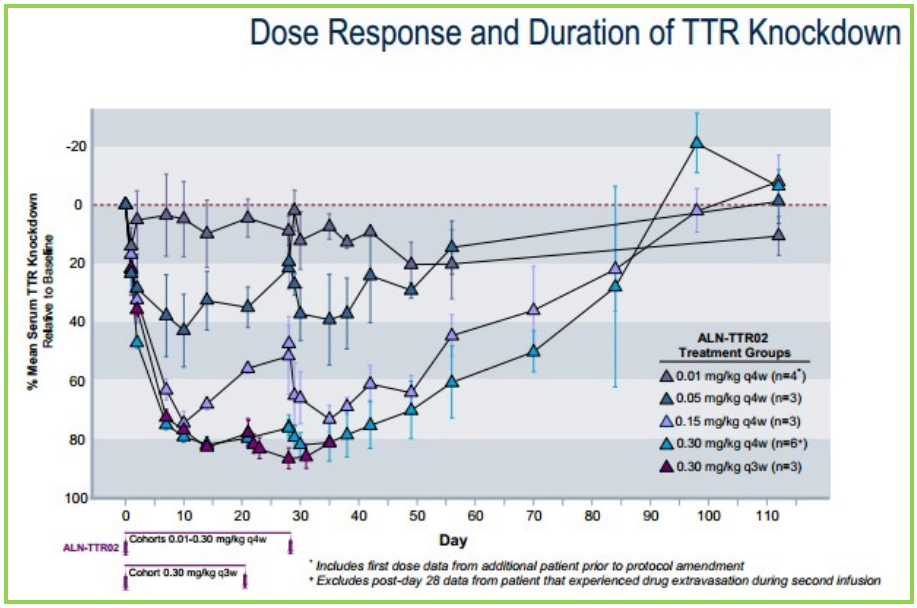

A number of additional analyses were performed in this first-ever study of ALN-TTR02 in ATTR patients. First, a proprietary mass spectrometry method was used to measure serum levels of wild-type and mutant V30M proteins. These results demonstrated an essentially 1:1 knockdown of mutant and wild-type TTR (r^2=0.95, p<0.001) with superimposable pharmacodynamic effects toward both protein species. Furthermore, a similar degree of TTR knockdown was observed in patients on concurrent TTR stabilizer therapy (specifically, tafamidis or diflunisal) compared to those who received ALN-TTR02 alone. These results demonstrate the absence of any interference by TTR stabilizer drugs with the pharmacologic activity of ALN-TTR02. Finally, serum TTR reductions were highly correlated with parallel changes in retinol binding protein (RBP) (r^2=0.85, p<0.001) and vitamin A levels (r^2=0.84, p<0.001).

Multiple doses of ALN-TTR02 were found to be generally safe and well tolerated. There were no significant adverse events or discontinuations associated with drug up through 0.30 mg/kg. There were no abnormalities in liver function tests, renal function, or hematologic parameters. Adverse events included a mild infusion-related reaction that occurred in one patient who was able to complete dosing with slowing of the infusion rate. An episode of self-limiting cellulitis of the arm, a serious adverse event, occurred as a result of drug extravasation at the infusion site in a patient with poor intravenous access. In the ongoing dosing in patients at 0.30 mg/kg once every three weeks using a reduced and simplified pre-medication regimen, there have been no reports to date of any infusion-related reactions. The new pre-medication regimen includes a reduced steroid dose administered prior to ALN-TTR02 infusion.

ALN-TTR02 Phase II Study Results

Safety and Tolerability - TEAEs Related or Possibly Related

Preferred Term	0.01 mg/kg q4w (n=4) n (%)	0.05 mg/kg q4w (n=3) n (%)	0.15 mg/kg q4w (n=3) n (%)	0.30 mg/kg q4w (n=6) n (%)	0.30 mg/kg q3w (n=3) n (%)	Overall ALN-TTR02 (N=19) n (%)
Infusion-related Reaction	0 (0%)	0 (0%)	0 (0%)	1 (16.6%)	0 (0%)	1 (5.2%)
Cellulitis due to drug extravasation	0 (0%)	0 (0%)	0 (0%)	1 (16.6%)	0 (0%)	1 (5.2%)
Fever/Chills	0 (0%)	0 (0%)	0 (0%)	1 (16.6%)	0 (0%)	1 (5.2%)
Polyuria	0 (0%)	0 (0%)	0 (0%)	1 (16.6%)	0 (0%)	1 (5.2%)

- All TEAEs mild or moderate in severity
  - » Mild infusion reaction in one subject at 0.3 mg/kg; completed dose with slowing of infusion rate
- An episode of self-limiting cellulitis of the arm (SAE) occurred as a result of drug extravasation at infusion site in a patient with poor IV access
- No changes in liver function tests, renal function, or hematologic parameters

Alnylam intends to present the final data from this ALN-TTR02 Phase II study at the IXth International Symposium on Familial Amyloidotic Polyneuropathy (ISFAP) to be held in Rio de Janeiro, Brazil, November 10 – 13, 2013. In addition, the company remains on track to initiate in mid-2013 an open-label extension (OLE) study of ALN-TTR02 for patients treated in the Phase II study. The ALN-TTR02 OLE study will include a number of clinical endpoint measurements, such as neuropathy impairment score, or "NIS," with initial data expected to be presented in 2014.

In addition, the company intends to start a **Phase III pivotal trial** for ALN-TTR02 in familial amyloidotic polyneuropathy (FAP) patients **by the end of 2013.**

What Is The Impact On Tekmira?

Positive data from the Phase II trial of ALN-TTR02 will have a huge impact on Tekmira.

Some investors may be focused on the $5 million milestone payment Tekmira will receive when ALN-TTR02 enters a pivotal Phase III clinical trial, which should occur by the end of 2013 and the royalty payments based on commercial sales of ALN-TTR02. Both are important for Tekmira because milestone and royalty payments boost Tekmira's balance sheet in a non-dilutive way. However, the most important thing for Tekmira from the ALN-TTR02 Phase II data is that ALN-TTR02 is the most advanced RNAi therapeutic candidate and that positive data from the Phase II trial further validate Tekmira's LNP platform technology. Also, Positive data from the Phase II trial will further strength Tekmira's leadership in the field of RNAi therapeutics.

Tekmira is on Track to Advance TKM-Ebola Program

On May 8, 2013, Tekmira announced that its contract with the U.S. Department of Defense (DoD) has been modified to support development plans that integrate advancements in Tekmira's lipid nanoparticle (LNP) formulation and manufacturing technologies, and provide for additional funding for the TKM-Ebola program.

Ebola is a virus, which, for many years, has been associated with periodic outbreaks of **hemorrhagic fever** in human populations with mortality rates reaching 90%. Currently there are no approved treatments for Ebola or other hemorrhagic fever viruses.

TKM-Ebola is an anti-Ebola viral therapeutic, being developed under a contract with the U.S. DoD's Joint Project Manager Transformational Medical Technologies (JPM-TMT) Office with a total contract value of approximately $140 million.

The Development History of TKM-Ebola

In May 2010, Tekmira published a series of **preclinical studies** demonstrating the ability of an RNAi therapeutic utilizing its LNP technology to protect non-human primates from Ebola virus. Tekmira conducted the studies in collaboration with infectious disease researchers from Boston University and the United States Army Medical Research Institute for Infectious Diseases (USAMRIID) and were funded in part by the U.S. Government's Transformational Medical Technologies (TMT) program.

These preclinical studies demonstrated that when siRNA targeting the Ebola virus and delivered by Tekmira's LNP technology were used to treat previously infected non-human primates, the result was 100 percent protection from an otherwise lethal dose of Zaire Ebola virus.

On July 14, 2010, Tekmira signed a contract with the **United States Department of Defense (DoD)** to advance an RNAi therapeutic utilizing the Company's LNP technology to treat Ebola virus infection. In the initial phase of the contract, Tekmira is eligible to **receive up to US$34.8 million**. This initial funding is for the development of **TKM-Ebola**, including completion of preclinical development, filing an IND application with the FDA and the completion of a Phase I human safety clinical trial. The United States

DoD has the option of extending the contract beyond the initial funding period to support the advancement of TKM-Ebola through to the completion of clinical development and FDA approval. Based on the budget for the extended contract this would provide the Company with a total of up to US$140.0 million in funding for the entire program.

In November 2011, an Investigational New Drug (IND) application for TKM-Ebola was approved by the FDA. In February 2012, Tekmira initiated the TKM-Ebola **Phase I** clinical trial, which is a placebo-controlled, single-blind, single-ascending dose study with additional multiple-ascending dose cohorts in healthy human volunteers. The objective of the Phase I trial is to assess the safety and tolerability of TKM-Ebola and evaluate the pharmacokinetics and systemic exposure following both a single-ascending dose and multiple-ascending doses of TKM-Ebola.

On August 6, 2012, Tekmira received a temporary stop-work order from the United States DoD with respect to the TKM-Ebola program. On October 2, 2012, Tekmira disclosed that the temporary stop-work order was lifted by the United States DoD and work will continue on development of the TKM-Ebola product.

During the course of the development of TKM-Ebola, the LNP technology has been significantly improved. Therefore, Tekmira has submitted a modification request to the existing contract to the United States DoD in order to integrate recent advancements in LNP formulation and manufacturing technology, including lyophilization, in the TKM-Ebola development program. The program will utilize an **LNP formulation that is more than 10-fold** more potent than previous formulations and more potent than all other LNP formulations currently being evaluated in clinical trials.

Under the **modification to the existing contract**, funding has been increased by $6.9 million, from $34.8 million to $41.7 million for the first phase of the contract.

Tekmira has initiated **pre-clinical** and chemistry, manufacturing and control studies that support the use of these improvements in the program. This development strategy will be accommodated by modifications to the existing contract, allowing both Tekmira and TMT to benefit from the significant advancements in LNP formulation technology made by Tekmira since the commencement of the TMT-funded program in July 2010. It is expected that the LNP formulation work will be completed and submitted to the FDA **in the second half of 2013** in order to initiate a **new Phase I** clinical trial.

TKM-Ebola, Accelerated Program Could Provide Significant Near-Term Cash Flow

TKM-Ebola is being developed under specific FDA regulatory guidelines called the "**Animal Rule**." The Animal Rule provides that under certain circumstances, where it is unethical or not feasible to conduct human efficacy studies, the FDA may grant marketing approval based on adequate and well-controlled animal studies when the results of those studies establish that the drug is reasonably likely to produce clinical benefit in humans. Demonstration of the product's safety in humans is still required.

We think the "Animal Rule" means a lot for Tekmira, because this can accelerate the development of TKM-Ebola. Once approved by the FDA, Tekmira will have the opportunity to negotiate a stock-pile contract with the US government. These stock-pile or procurement contracts have been very lucrative for other companies supplying similar drugs to the US government.

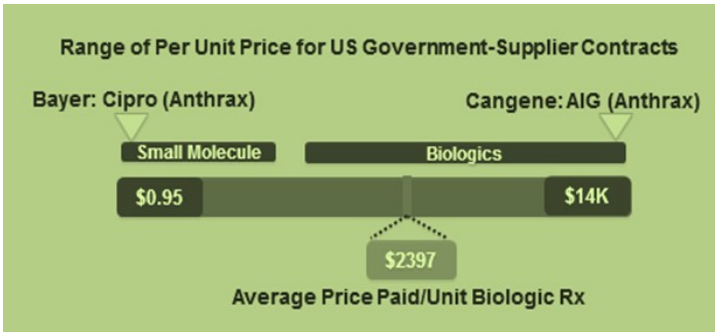

Why We Think Tekmira Shares Are Undervalued

We have pointed out in our previous reports that Tekmira shares are undervalued at its current market price. We have multiple reasons for our argument.

Tekmira is one of the pioneers and leaders in the field of RNAi therapeutics. We are optimistic about the Company's **LNP delivery platform technology**, which has proven to have the power to systemically deliver RNA drug candidates to a variety of organs and cells throughout the body.

Based on the LNP platform, Tekmira has built a diversified pipeline, which targets cancer and other indications. Its internal lead drug candidate TKM-PLK1 for cancers is completing a Phase I clinical trial and preliminary data has shown promising efficacy and favorable safety profile. A Phase II study will be initiated in 2H13.

Tekmira has also established a strong partnership with the US government and biotech/pharmaceutical companies to utilize its LNP technology to advance RNAi therapeutics. These partnerships not only provide non-dilutive financing, but also validate the technology and diversify the Company's risk. The government sponsored TKM-Ebola program is being developed under specific FDA "**Animal Rule**", which means that the development for TKM-Ebola could be accelerated since no human clinical trial for efficacy is required.

Our call also considers the Company's strong balance sheet. The settlement with Alnylam provided a $65 million up-front payment to Tekmira in 2012 and another $10 million milestone payment is anticipated for 2013. Tekmira's cash balance should last into mid-2015 according to our long term financial model. This is compelling for a small cap biotech company. The Company will also receive royalty payments from Marqibo sales which we expect will start in 2013. Further, Tekmira will continue to monetize its LNP platform technology and receive license fees and milestone payments from its partners. With the Alnylam settlement completed, Tekmira is well positioned to execute its long term growth strategy.

Based on our analysis, we think Tekmira shares are undervalued at this time. Currently, shares of Tekmira are trading at around $5.60 per share, which values the Company at $80 million market cap. Most small biotech companies of development stage are valued from $50 million to $500 million depending on how advanced the pipeline is and which indications the company is targeting. Tekmira's TKM-PLK1 for cancer is in Phase I/II clinical studies, and the Company's TKM-Ebola product is being developed under the accelerated FDA "Animal Rule". TKM-PLK1 has the potential for the treatment of multiple cancers providing a large market opportunity. In the next year or so, Tekmira may advance additional programs into the clinic.

We think at this time Tekmira should be valued between $150 and $400 million in market cap. If we look at the below table of RNA based biotech companies, we think Tekmira should be worth more than Regulus. Our price target of $12 values Tekmira at $168 million in market cap which we think is conservative.

Name	Ticker	Share Price	Market Cap ($mm)	Phase I	Phase II	Phase III	Marketed Products
Isis	ISIS	$23.63	$2,450	5	15	2	1
Alnylam	ALNY	$30.36	$1,890	4	3	0	0
Regulus	RGLS	$10.07	$363	0	0	0	0
Arrowhead	ARWR	$2.03	$61	3	0	0	0
Sarepta	SRPT	$38.48	$1,230	3	1	0	0
RXi	RXII	$0.20	$68	1	0	0	0
Bio-Path	BPTH	$0.51	$33	1	0	0	0
Tekmira	TKMR	$4.75	$70	3	2	0	0
Average		**$13.75**	**$771.00**				

PROJECTED INCOME STATEMENT

	2011	2012					2013					2014	2015	2016
Cdn$ in millions except per share data	FY	Q1	Q2	Q3	Q4	FY	Q1	Q2	Q3	Q4	FYE	FYE	FYE	FYE
Collaborations and Contracts	$16.1	$3.6	$2.6	$2.1	$3.9	$12.1	$2.2	$2.9	$2.5	$2.5	$10.1	$12.5	$14.0	$16.0
YOY Growth	*8.0%*	*-17.9%*	*-41.0%*	*-43.5%*	*3.8%*	*-25.0%*	*-38.4%*	*12.6%*	*21.6%*	*-35.5%*	*-16.3%*	*23.5%*	*12.0%*	*14.3%*
License/Milestone/Royalty	$0.5	$0.0	$1.0	$1.0	$0.0	$2.0	$0.0	$0.0	$5.0	$5.0	$10.0	$5.0	$5.0	$5.0
YOY Growth	*-91.9%*	-	-	*89.3%*	-	*283.5%*	-	*-100.0%*	*404.0%*	*#DIV/0!*	*397.5%*	*-50.0%*	*0.0%*	*0.0%*
Product Sales													$5.0	$10.0
YOY Growth														*100.0%*
Total Revenues	**$16.6**	**$3.6**	**$3.6**	**$3.0**	**$3.9**	**$14.1**	**$2.2**	**$2.9**	**$7.5**	**$7.5**	**$20.1**	**$17.5**	**$24.0**	**$31.0**
YOY Growth	*-22.0%*	*-17.9%*	*-17.9%*	*-26.7%*	*3.8%*	*-15.3%*	*-38.4%*	*-19.1%*	*146.1%*	*93.5%*	*42.6%*	*-13.0%*	*37.1%*	*29.2%*
CoGS	$0.0	$0.0	$0.0	$0.0	$0.0	$0.0	$0.0	$0.0	$0.0	$0.0	$0.0	$0.0	$0.0	$0.0
Gross Income	**$16.6**	**$3.6**	**$3.6**	**$3.0**	**$3.9**	**$14.1**	**$2.2**	**$2.9**	**$7.5**	**$7.5**	**$20.1**	**$17.5**	**$24.0**	**$31.0**
Gross Margin	*100.0%*	*100.0%*	*100.0%*	*100.0%*	*100.0%*	*100.0%*	*100.0%*	*100.0%*	*100.0%*	*100.0%*	*100.0%*	*100.0%*	*100.0%*	*100.0%*
R&D	$19.9	$4.1	$3.6	$3.1	$7.2	$18.0	$4.2	$5.1	$7.0	$8.5	$24.7	$27.5	$30.0	$32.5
% R&D	*119.5%*	*116.1%*	*98.7%*	*101.8%*	*186.3%*	*127.8%*	*190.8%*	*172.8%*	*93.3%*	*113.3%*	*123.0%*	*157.1%*	*125.0%*	*104.8%*
SG&A	$6.3	$1.8	$2.4	$1.5	$2.4	$8.1	$0.9	$0.9	$1.0	$1.0	$3.8	$4.6	$5.5	$6.6
% SG&A	*37.9%*	*51.1%*	*66.4%*	*49.4%*	*62.1%*	*57.7%*	*41.9%*	*29.8%*	*13.3%*	*13.3%*	*18.8%*	*26.0%*	*22.8%*	*21.1%*
Depreciation & Others	$1.0	$0.2	$0.2	$0.2	$0.2	$0.9	$0.2	$0.2	$0.1	$0.1	$0.6	$0.5	$0.4	$0.2
% Other	*5.9%*	*6.8%*	*6.2%*	*7.0%*	*4.7%*	*6.1%*	*7.8%*	*5.4%*	*1.9%*	*1.9%*	*3.0%*	*2.9%*	*1.7%*	*0.6%*
Operating Income	**($10.5)**	**($2.6)**	**($2.6)**	**($1.8)**	**($5.9)**	**($12.9)**	**($3.1)**	**($3.2)**	**($0.6)**	**($2.1)**	**($9.0)**	**($15.1)**	**($11.9)**	**($8.3)**
Operating Margin	-	-	-	-	-	-	-	-	*-8.5%*	*-28.5%*	-	-	-	-
Other Income (Net)	$0.6	($0.5)	$0.7	($1.7)	$44.2	$42.7	$0.5	$0.1	$0.2	$0.2	$0.9	$0.8	$0.8	$0.5
Pre-Tax Income	**($9.9)**	**($3.2)**	**($1.9)**	**($3.4)**	**$38.3**	**$29.8**	**($2.6)**	**($3.1)**	**($0.4)**	**($1.9)**	**($8.1)**	**($14.3)**	**($11.1)**	**($7.8)**
Net Taxes (benefit)	$0.0	$0.0	$0.0	$0.0	$0.0	$0.0	$0.0	$0.0	$0.0	$0.0	$0.0	$0.0	$0.0	$0.0
Tax Rate	*0.0%*	*0.0%*	*0.0%*	*0.0%*	*0.0%*	*0.0%*	*0.0%*	*0.0%*	*0.0%*	*0.0%*	*0.0%*	*0.0%*	*0.0%*	*0.0%*
Reported Net Income	**($9.9)**	**($3.2)**	**($1.9)**	**($3.4)**	**$38.3**	**$29.8**	**($2.6)**	**($3.1)**	**($0.4)**	**($1.9)**	**($8.1)**	**($14.3)**	**($11.1)**	**($7.8)**
YOY Growth	-	-	-	-	-	-	-	-	-	-	-	-	-	-
Net Margin	-	-	-	-	-	-	-	-	-	-	-	-	-	-
Weighted avg. Shares Out	*11.3*	*12.8*	*14.0*	*14.0*	*16.5*	*14.3*	*14.3*	*14.4*	*15.0*	*15.5*	*14.8*	*15.5*	*17.5*	*20.0*
Reported EPS	**($0.88)**	**($0.25)**	**($0.14)**	**($0.25)**	**$2.32**	**$2.08**	**($0.18)**	**($0.22)**	**($0.03)**	**($0.13)**	**($0.55)**	**($0.92)**	**($0.63)**	**($0.39)**
YOY Growth	-	-	-	-	-	-	-	-	-	-	-	-	-	-
One time charge	($0.5)	$0.55	($0.6)	$1.74	($44.3)	($42.6)	$0.00	$0.00	$0.00	$0.00	$0.00	$0.00	$0.00	$0.00
Non GAAP Net Income	**($10.4)**	**($2.6)**	**($2.6)**	**($1.7)**	**($5.9)**	**($12.8)**	**($2.6)**	**($3.1)**	**($0.4)**	**($1.9)**	**($8.1)**	**($14.3)**	**($11.1)**	**($7.8)**
Non GAAP EPS	**($0.92)**	**($0.20)**	**($0.18)**	**($0.12)**	**($0.36)**	**($0.89)**	**($0.18)**	**($0.22)**	**($0.03)**	**($0.13)**	**($0.55)**	**($0.92)**	**($0.63)**	**($0.39)**

Source: Company filings and Zacks estimates

© Copyright 2013, Zacks Investment Research. All Rights Reserved.

HISTORICAL ZACKS RECOMMENDATIONS

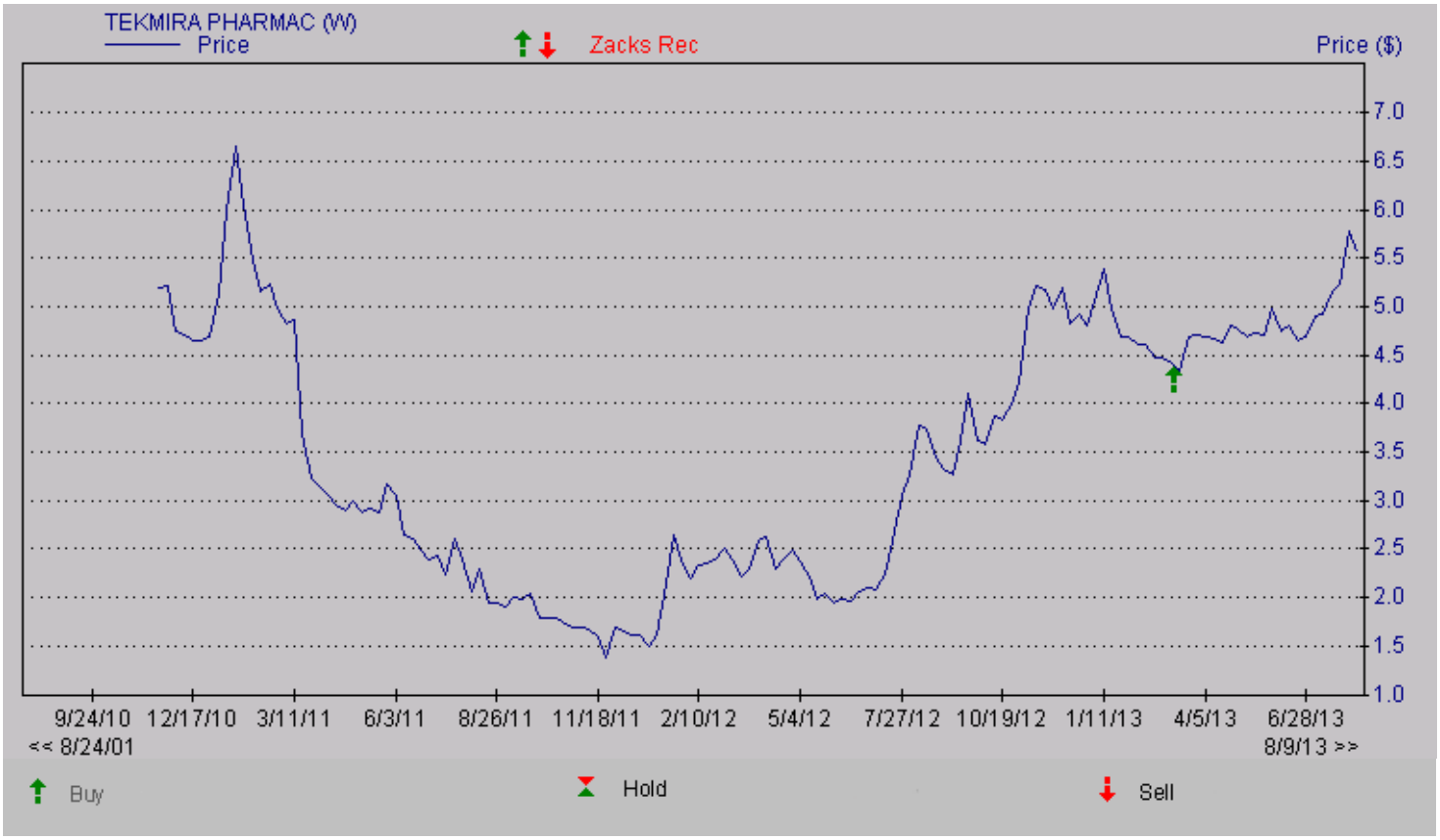

DISCLOSURES

The following disclosures relate to relationships between Zacks Investment Research ("ZIR") and Zacks Small-Cap Research ("Zacks SCR") and the issuers covered by the Zacks SCR analysts in the Small-Cap Universe.

ZIR or Zacks SCR Analysts do not hold or trade securities in the issuers which they cover. Each analyst has full discretion on the rating and price target based on their own due diligence. Analysts are paid in part based on the overall profitability of Zacks SCR. Such profitability is derived from a variety of sources and includes payments received from issuers of securities covered by Zacks SCR for non-investment banking services. No part of analyst compensation was, is or will be, directly or indirectly, related to the specific recommendations or views expressed in any report or blog.

ZIR and Zacks SCR do not make a market in any security nor do they act as dealers in securities. Zacks SCR has never received compensation for investment banking services on the small-cap universe. Zacks SCR does not expect received compensation for investment banking services on the small-cap universe. Zacks SCR has received compensation for non-investment banking services on the small-cap universe, and expects to receive additional compensation for non-investment banking services on the small-cap universe, paid by issuers of securities covered by Zacks SCR. Non-investment banking services include investor relations services and software, financial database analysis, advertising services, brokerage services, advisory services, investment research, and investment management.

Additional information is available upon request. Zacks SCR reports are based on data obtained from sources we believe to be reliable, but is not guaranteed as to accuracy and does not purport to be complete. Because of individual objectives, the report should not be construed as advice designed to meet the particular investment needs of any investor. Any opinions expressed by Zacks SCR Analysts are subject to change. Reports are not to be construed as an offer or the solicitation of an offer to buy or sell the securities herein mentioned. Zacks SCR uses the following rating system for the securities it covers. Buy/Outperform: The analyst expects that the subject company will outperform the broader U.S. equity market over the next one to two quarters. Hold/Neutral: The analyst expects that the company will perform in line with the broader U.S. equity market over the next one to two quarters. Sell/Underperform: The analyst expects the company will underperform the broader U.S. Equity market over the next one to two quarters.

The current distribution of Zacks Ratings is as follows on the 1004 companies covered: Buy/Outperform- 15.2%, Hold/Neutral- 77.6%, Sell/Underperform – 6.7%. Data is as of midnight on the business day immediately prior to this publication.

© Copyright 2013, Zacks Investment Research. All Rights Reserved.